

THE FIRST PART OF THE HISTORY OF THE
REIGN OF CHARLES THE FIRST
BY JOHN BURNET
M.D.C.LXXII.



THE SECOND PART OF THE HISTORY OF THE
REIGN OF CHARLES THE FIRST
BY JOHN BURNET
M.D.C.LXXII.



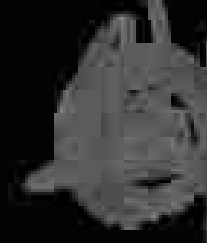
THE THIRD PART OF THE HISTORY OF THE
REIGN OF CHARLES THE FIRST
BY JOHN BURNET
M.D.C.LXXII.



THE FOURTH PART OF THE HISTORY OF THE
REIGN OF CHARLES THE FIRST
BY JOHN BURNET
M.D.C.LXXII.



THE FIFTH PART OF THE HISTORY OF THE
REIGN OF CHARLES THE FIRST
BY JOHN BURNET
M.D.C.LXXII.



THE SIXTH PART OF THE HISTORY OF THE
REIGN OF CHARLES THE FIRST
BY JOHN BURNET
M.D.C.LXXII.

...and the other side of the mountain
...the other side of the mountain
...the other side of the mountain

...the other side of the mountain
...the other side of the mountain
...the other side of the mountain

...the other side of the mountain
...the other side of the mountain
...the other side of the mountain

...the other side of the mountain
...the other side of the mountain
...the other side of the mountain

...the other side of the mountain
...the other side of the mountain
...the other side of the mountain

...the other side of the mountain
...the other side of the mountain
...the other side of the mountain

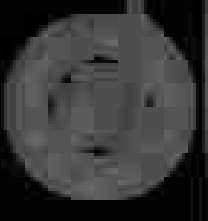
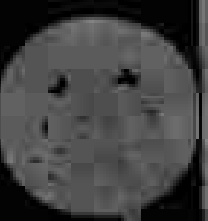


THE UNIVERSITY OF CHICAGO

THE UNIVERSITY OF CHICAGO
THE UNIVERSITY OF CHICAGO
THE UNIVERSITY OF CHICAGO

THE UNIVERSITY OF CHICAGO
THE UNIVERSITY OF CHICAGO
THE UNIVERSITY OF CHICAGO

THE UNIVERSITY OF CHICAGO



NAME	RESIDENCE	DEGREE	MAJOR	MINOR	ADVISOR	STATUS
ALAN B. ALLEN	CHICAGO, ILL.	B.S.	PHYSICS		DR. J. D. COOPER	GRADUATED
ALAN C. ANDERSON	CHICAGO, ILL.	B.S.	PHYSICS		DR. J. D. COOPER	GRADUATED
ALAN D. BROWN	CHICAGO, ILL.	B.S.	PHYSICS		DR. J. D. COOPER	GRADUATED
ALAN E. GARDNER	CHICAGO, ILL.	B.S.	PHYSICS		DR. J. D. COOPER	GRADUATED
ALAN F. HARRIS	CHICAGO, ILL.	B.S.	PHYSICS		DR. J. D. COOPER	GRADUATED
ALAN G. JONES	CHICAGO, ILL.	B.S.	PHYSICS		DR. J. D. COOPER	GRADUATED
ALAN H. KATZ	CHICAGO, ILL.	B.S.	PHYSICS		DR. J. D. COOPER	GRADUATED
ALAN I. LEVINE	CHICAGO, ILL.	B.S.	PHYSICS		DR. J. D. COOPER	GRADUATED
ALAN J. MURPHY	CHICAGO, ILL.	B.S.	PHYSICS		DR. J. D. COOPER	GRADUATED
ALAN K. NICHOLS	CHICAGO, ILL.	B.S.	PHYSICS		DR. J. D. COOPER	GRADUATED
ALAN L. O'BRIEN	CHICAGO, ILL.	B.S.	PHYSICS		DR. J. D. COOPER	GRADUATED
ALAN M. PERKINS	CHICAGO, ILL.	B.S.	PHYSICS		DR. J. D. COOPER	GRADUATED
ALAN N. ROBERTS	CHICAGO, ILL.	B.S.	PHYSICS		DR. J. D. COOPER	GRADUATED
ALAN O. SMITH	CHICAGO, ILL.	B.S.	PHYSICS		DR. J. D. COOPER	GRADUATED
ALAN P. TAYLOR	CHICAGO, ILL.	B.S.	PHYSICS		DR. J. D. COOPER	GRADUATED
ALAN Q. WALKER	CHICAGO, ILL.	B.S.	PHYSICS		DR. J. D. COOPER	GRADUATED
ALAN R. YOUNG	CHICAGO, ILL.	B.S.	PHYSICS		DR. J. D. COOPER	GRADUATED



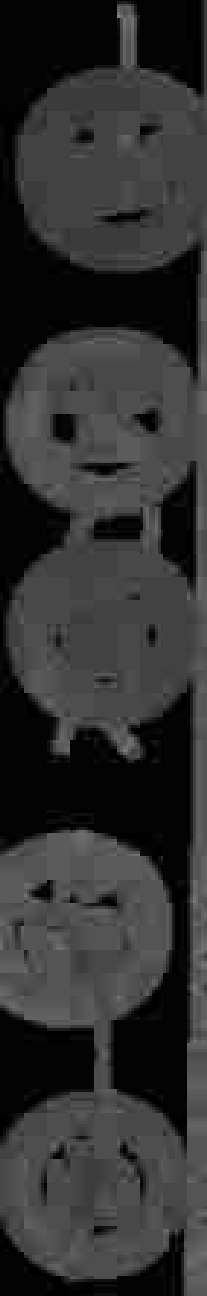
1. The first part of the document discusses the importance of maintaining accurate records in a business setting. It emphasizes that proper record-keeping is essential for legal compliance, financial reporting, and operational efficiency. The text outlines various methods for organizing and storing data, including digital databases and physical filing systems.

2. The second section focuses on the role of technology in modern business operations. It explores how cloud computing, artificial intelligence, and automation have transformed traditional workflows. The author highlights the benefits of these technologies, such as increased productivity and cost reduction, while also addressing potential challenges like data security and integration.

3. The third part of the document addresses the human element of business success. It discusses the importance of effective communication, team collaboration, and leadership. The text provides practical advice on how to foster a positive work environment, resolve conflicts, and motivate employees to achieve their full potential.

4. The final section discusses the future of business and the impact of global trends. It examines the growing influence of sustainability, social responsibility, and digital marketing. The author predicts that businesses that embrace these trends will be better positioned to thrive in a competitive and ever-changing market.

Handwritten text in a grid format, likely a ledger or account book. The text is written in a cursive script and is organized into columns and rows. The columns appear to contain numerical entries, possibly representing currency or measurements, and the rows represent individual entries or transactions. The text is densely packed and covers most of the page area.



Section 1: Introduction

Item 1	Value 1	Value 2	Value 3	Value 4
Item 2	Value 1	Value 2	Value 3	Value 4
Item 3	Value 1	Value 2	Value 3	Value 4
Item 4	Value 1	Value 2	Value 3	Value 4

Section 2: Data Analysis

Item 1	Value 1	Value 2	Value 3	Value 4
Item 2	Value 1	Value 2	Value 3	Value 4
Item 3	Value 1	Value 2	Value 3	Value 4
Item 4	Value 1	Value 2	Value 3	Value 4

Section 3: Summary

Item 1	Value 1	Value 2	Value 3	Value 4
Item 2	Value 1	Value 2	Value 3	Value 4
Item 3	Value 1	Value 2	Value 3	Value 4
Item 4	Value 1	Value 2	Value 3	Value 4

Section 4: Conclusion

Item 1	Value 1	Value 2	Value 3	Value 4
Item 2	Value 1	Value 2	Value 3	Value 4
Item 3	Value 1	Value 2	Value 3	Value 4
Item 4	Value 1	Value 2	Value 3	Value 4

Final summary text block containing additional data and notes.



Table 1: Summary of the data

Year	Number of cases	Number of deaths
2019	10	0
2020	15	2
2021	20	3
2022	25	4
2023	30	5
2024	35	6
2025	40	7
2026	45	8
2027	50	9
2028	55	10
2029	60	11
2030	65	12

Table 2: Summary of the model parameters

Parameter	Value
β	0.5
γ	0.1
δ	0.05
ρ	0.2
σ	0.1
λ	0.01
μ	0.02

The model is defined by the following system of ordinary differential equations (ODEs):

$$\begin{aligned} \dot{S} &= \lambda - \beta SI - \mu S \\ \dot{I} &= \beta SI - \gamma I - \mu I \\ \dot{R} &= \gamma I - \delta R - \mu R \end{aligned}$$

Model Results

The model results show that the number of susceptible individuals (S) decreases over time, while the number of infected individuals (I) increases. The number of recovered individuals (R) also increases over time. The model results are shown in Figure 1.

The model results show that the number of susceptible individuals (S) decreases over time, while the number of infected individuals (I) increases. The number of recovered individuals (R) also increases over time. The model results are shown in Figure 2.

The model results show that the number of susceptible individuals (S) decreases over time, while the number of infected individuals (I) increases. The number of recovered individuals (R) also increases over time. The model results are shown in Figure 3.

...the

... ..

... ..

